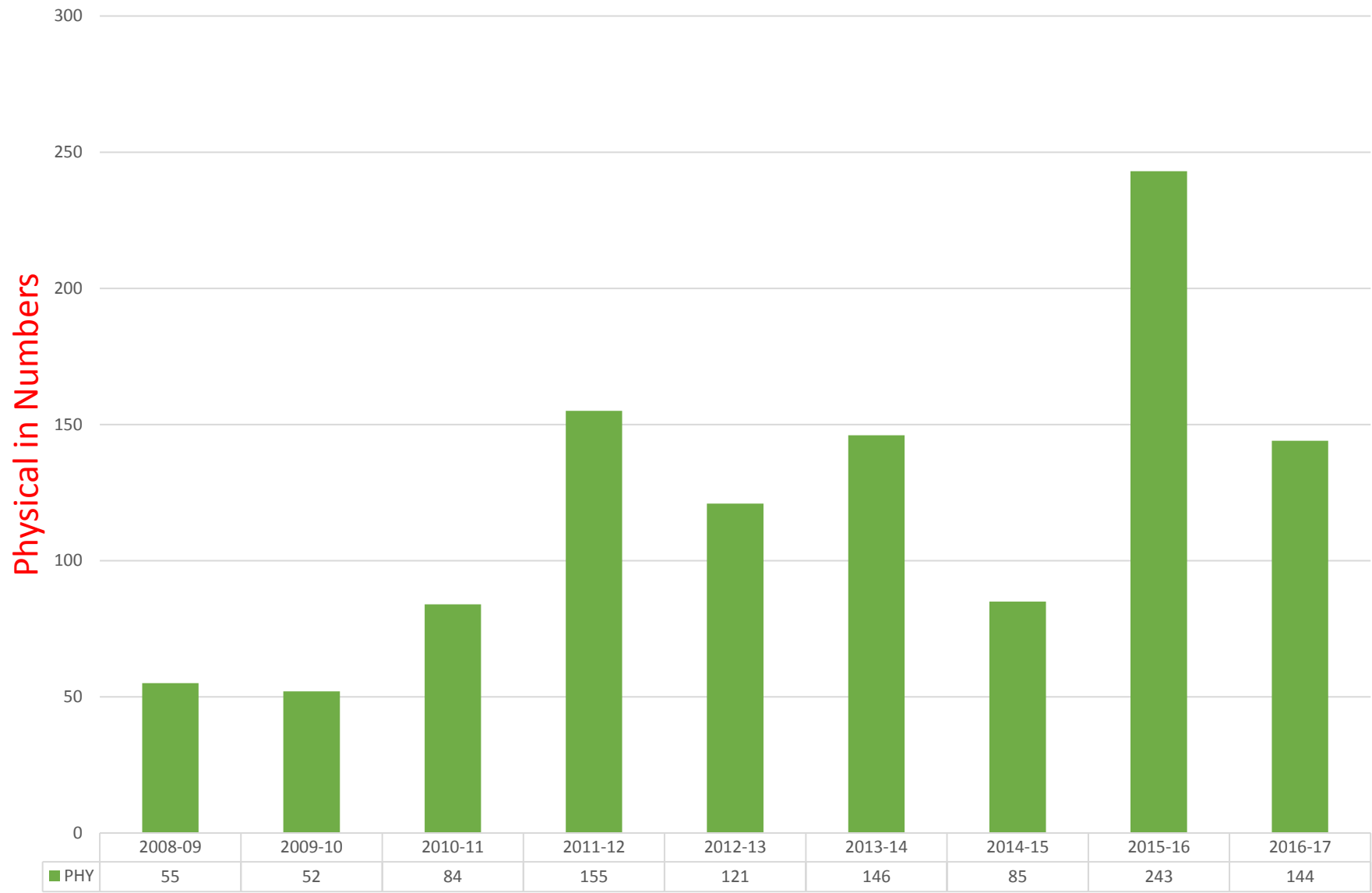
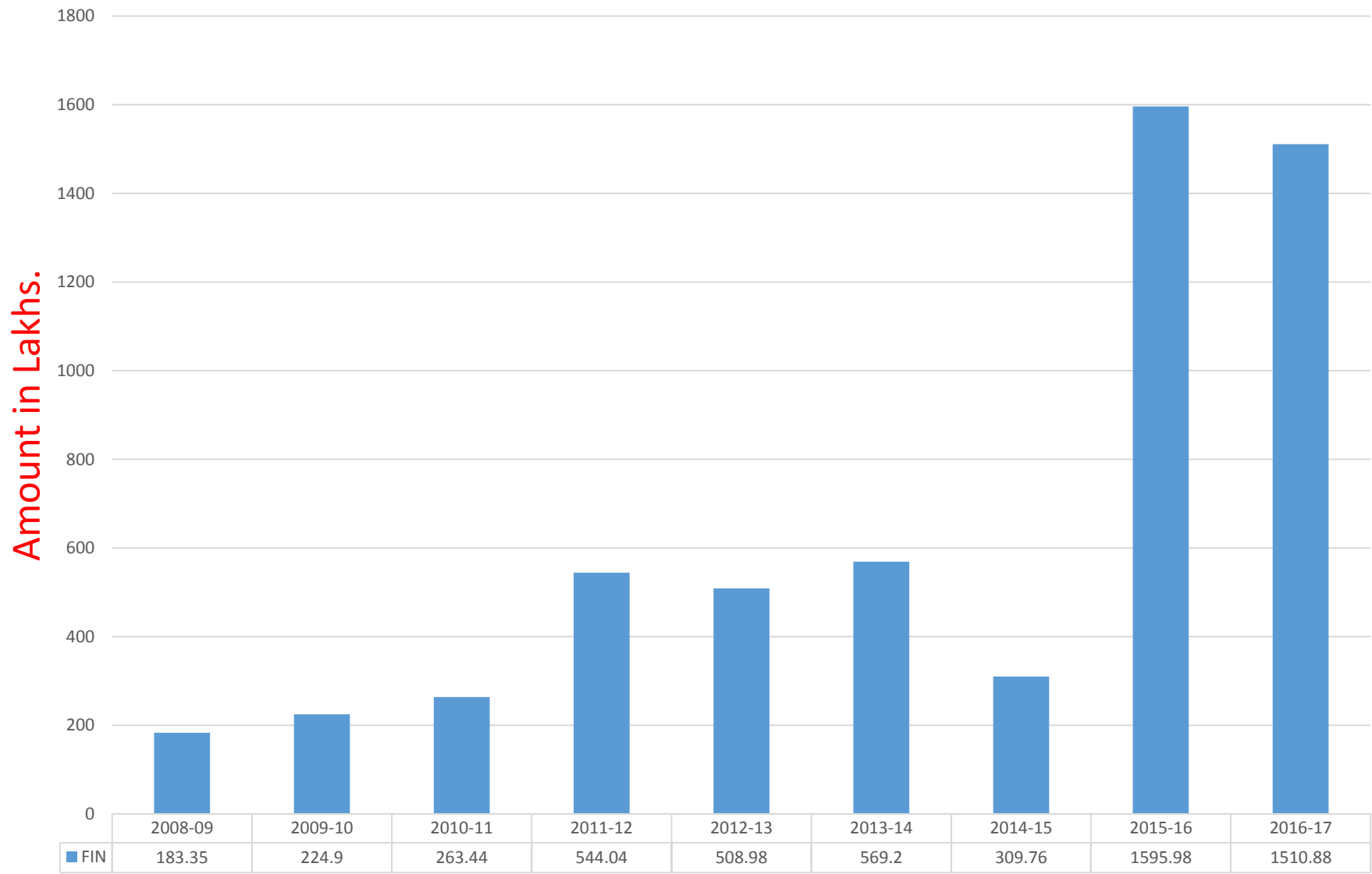


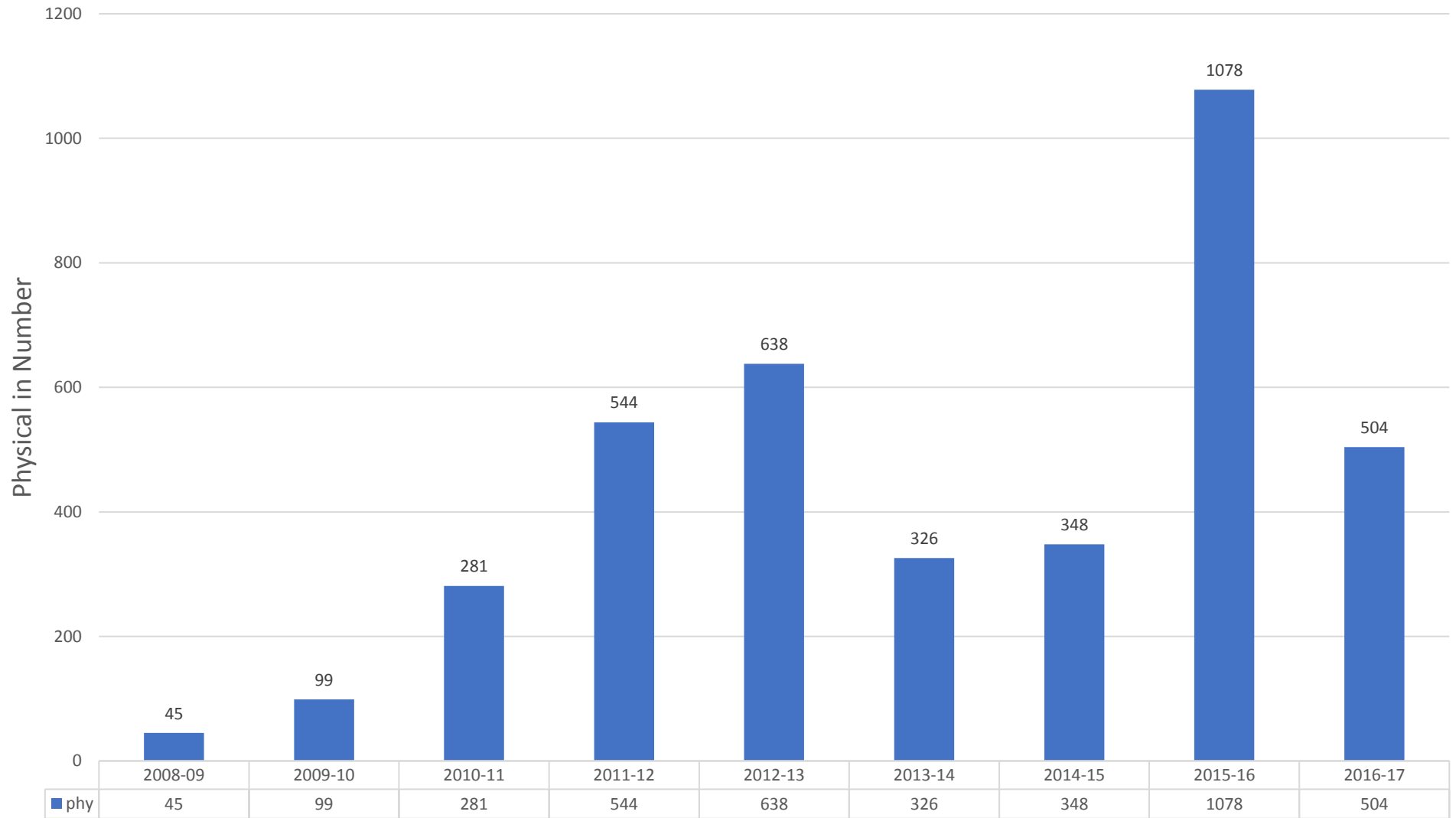
Physical Achievement on Commercial Agri Enterprises under Agriculture Policy from 2008-09 to 2016-17



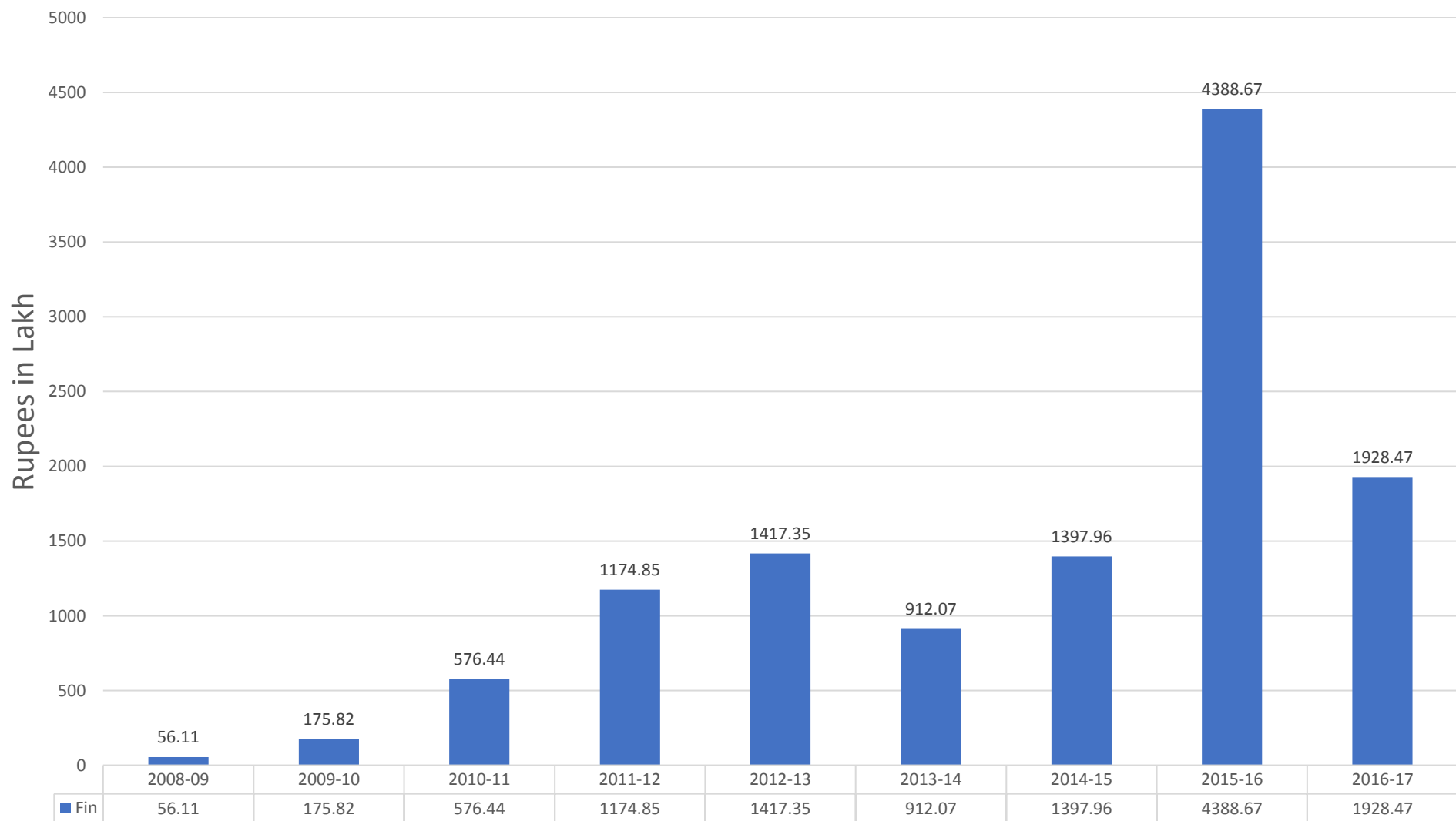
Release of subsidy on Commercial Agri Enterprises under Agriculture Policy from 2008-09 to 2016-17



Physical Achievement under ASC from 2008-09 to 2016-17



Release of subsidy under ASC from 2008-09 to 2016-17



**Yearwise achievement on Commercial Agri Enterprises under
Agriculture Policy from 2008-09 to 2016-17 (31-03-2017)**

Sl. No.	Type	No. of cases	Amount of subsidy Released (Rs. in Lakhs)
		2008-09	
1	Dairy	11	16.24
2	Goatary	7	6.86
3	Broiler	25	51.80
4	Layer	3	55.13
5	Sheep	2	1.65
6	Composite (Pig + Broiler)	2	3.43
	Total	50	135.11
7	Horticulture Farm	4	2.39
8	Mushroom Spawn	1	0.85
	Total	5	3.24
	Year Total CAE	55	138.35
	Year Total ASC	45	56.11
		2009-10	
1	Dairy	7	10.95
2	Goatary	5	5.78
3	Broiler	28	41.58
4	Layer	4	71.91
5	Cattle & Poultry Feed Plant	1	20.00
6	Milk Processing	1	25.00
7	Composite	2	4.83
	Total	48	180.05
8	Maize Processing	1	7.55
9	Soya Processing	1	17.49
10	Mushroom Spawn	1	0.62
11	Vermicompost	1	19.19
	Total	4	44.85
	Year Total CAE	52	224.90
	Year Total ASC	99	175.82
		2010-11	
1	Dairy	9	26.35
2	Goatary	4	5.96
3	Broiler	62	175.21
4	Layer	2	26.57
5	Composite	2	5.38
	Total	79	239.47
6	Jute Industry	1	6.82
7	Mushroom Production & Processing	1	10.07
8	Cashew Nut Processing	3	7.08
	Total	5	23.97
	Year Total CAE	84	263.44
	Year Total ASC	281	576.44

Sl. No.	Type	No. of cases	Amount of subsidy Released (Rs. in Lakhs)
		2011-12	
1	Dairy	14	25.24
2	Goatary	6	11.21
3	Broiler	100	346.05
4	Layer	2	45.00
5	Sheep	1	0.94
6	Fishery	4	13.86
7	Composite	7	23.52
	Total	134	465.82
8	Mushroom Spawn Production	15	17.19
9	Floriculture	1	24.38
10	Cashew Processing	5	36.65
	Total	21	78.22
	Year Total CAE	155	544.04
	Year Total ASC	544	1174.85
		2012-13	
1	Dairy	32	91.86
2	Goatary	5	16.13
3	Broiler	61	215.97
4	Layer	2	50.00
5	Fishery	1	2.29
6	Composite	2	15.53
	Total	103	391.78
7	Apiary	1	1.42
8	Horticulture Farm	1	0.56
9	Seed processing	1	4.81
10	Spawn and Mushroom	3	3.36
11	Food Processing Industries	9	95.04
12	Coir Rope	1	3.51
13	Oil Extraction	2	8.5
	Total	18	117.20
	Year Total CAE	121	508.98
	Year Total ASC	638	1417.35
		2013-14	
1	Dairy	20	57.64
2	Goatary	4	8.40
3	Piggary	1	3.95
4	Broiler	102	368.42
5	Layer	3	58.05
6	Fishery	0	0.00
7	Composite	3	9.35
8	Cattle & Poultry Feed Plant	1	25.00
	Total	134	530.81
9	Mushroom Processing	1	0.20
10	Apiary	0	0.00
11	Horticulture Farm	2	3.22
12	Seed processing	1	9.89

Sl. No.	Type	No. of cases	Amount of subsidy Released (Rs. in Lakhs)
13	Spawn and Mushroom	3	3.17
14	Food Processing Industries	1	3.72
15	Cashew Processing	4	18.19
16	Coir Rope	0	0.00
17	Oil Extraction	0	0.00
	Total	12	38.39
	Year Total CAE	146	569.20
	Year Total ASC	326	912.07
		2014-15	
1	Dairy	12	49.09
2	Goatary	3	8.80
3	Piggary	0	0.00
4	Broiler	63	230.58
5	Layer	0	0.00
6	Fishery	0	0.00
7	Composite	3	8.19
8	Cattle & Poultry Feed Plant	0	0.00
	Total	81	296.66
9	Mushroom Processing	0	0.00
10	Apiary	0	0.00
11	Horticulture Farm	1	0.92
12	Seed processing	0	0.00
13	Spawn and Mushroom	2	4.63
14	Food Processing Industries	0	0
15	Cashew Processing	1	7.55
16	Coir Rope	0	0.00
17	Oil Extraction	0	0.00
	Total	4	13.10
	Year Total CAE	85	309.76
	Year Total ASC	348	1397.96
		2015-16	
1	Dairy	32	201.22
2	Goatary	7	25.67
3	Sheep	7	30.09
4	Piggary	0	0.00
5	Broiler	173	891.17
6	Layer	1	20.00
7	Fishery	1	21.45
8	Composite	1	3.69
9	Cattle & Poultry Feed Plant	1	24.00
	Total	223	1217.29
10	Mushroom Processing	0	0.00
11	Apiary	0	0.00
12	Horticulture Farm	0	0.00
13	Seed processing	1	16.27
14	Spawn and Mushroom	0	0.00
15	Food Processing Industries	0	0.00

Sl. No.	Type	No. of cases	Amount of subsidy Released (Rs. in Lakhs)
16	Cashew Processing	13	216.26
17	Agro Based	3	124.42
18	Coir Rope	0	0.00
19	Oil Extraction	3	21.74
	Total	20	378.69
	Year Total CAE	243	1595.98
	Year Total ASC	1078	4388.67
2016-17			
1	Dairy	12	120.55
2	Goatary	7	23.21
3	Sheep	7	25.18
4	Piggary	0	0.00
5	Broiler	95	587.57
6	Broiler Breeder	1	50.00
7	Layer	10	422.76
8	Fishery	1	0.80
9	Composite	0	0.00
10	Hatchery	0	0.00
	Total	133	1230.07
11	Mushroom Processing	0	0.00
12	Apiary	0	0.00
13	Horticulture Farm	0	0.00
14	Seed processing	3	94.41
15	Spawn and Mushroom	1	3.15
16	Food Processing Industries	3	72.79
17	Cold Storage	1	50.00
18	Cashew Processing	3	60.46
19	Agro Based	0	0.00
20	Coir Rope	0	0.00
21	Oil Extraction	0	0.00
	Total	11	280.81
	Year Total CAE	144	1510.88
	Year Total ASC	504	1928.47
	Grand Total CAE	1085	5665.53
	Grand Total ASC	3863	12027.74